


Riverguide 2.0 Quick Start Guide – Students



PEARL RIVER


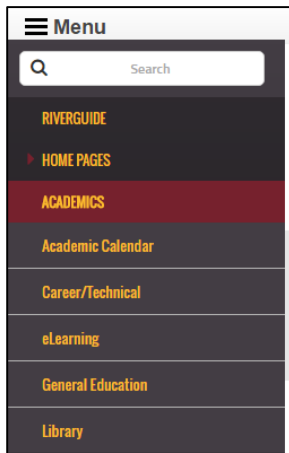
Sign in to your account

User Name Password

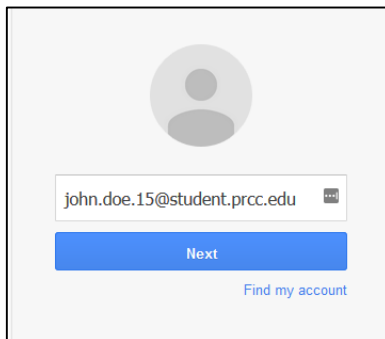

Stay Signed In [Forgot your password?](#)

Enter PRCC credentials (same user credentials as previous Riverguide log on.)

Example: User name: john.doe.15 Password: Password1



Use the Menu button to navigate to various Information Sites or New Icon Bar to open different applications using Single Sign On (Canvas, Wildcat Web, Pay My Bill). Note: GradesFirst & Lynx still requires login.




Click the Email icon or Google Apps to navigate your student email. Note: First time users, may have to enter email credentials to sync up account.

Click My Schedule to view current class schedule or My Grades to view Midterm and Final Grades.

Click My Finances to view current financial information about any current outstanding balance. Note: Any balance in () denotes a credit.

Click Financial Aid Requirements to view any outstanding or satisfied requirements.

Use My Bookmarks to navigate to the PRCC Directory, Enter a Work Order, and Update Emergency Notification Contact Information (Lynx). FAQ is Frequently Asked Questions and to view an answer to a question you must click the + on the left side of the question.



Click any of the above Social Media Icons to navigate to that platform.