

Completing the Summer Financial Aid Application


1. Students must login to their RIVERGUIDE (student portal) at www.prcc.edu



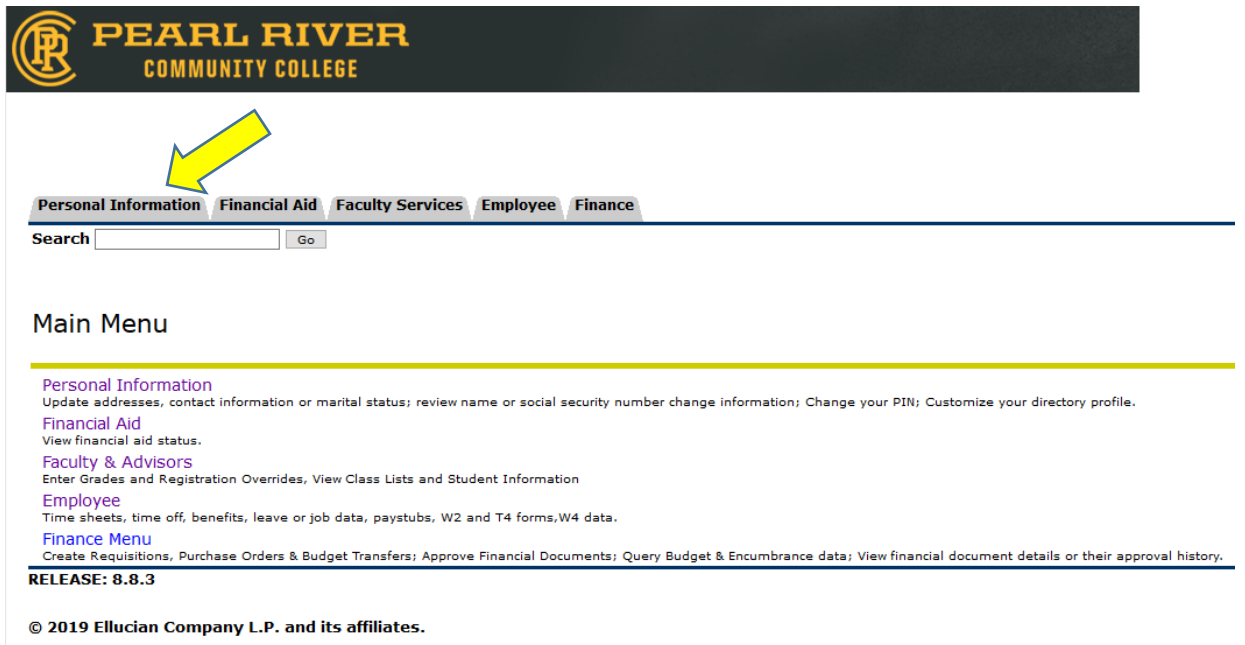
2. Enter the **PRCC user and password**. (Forgot password or issues? **Call the IT Helpdesk at 601-403-1800**).

The image shows the login page of the Pearl River Community College RIVERGUIDE portal. At the top left is the 'PEARL RIVER' logo, and at the top right is a 'Change Your Password' link. Below this is a white box with the heading 'Sign in to your account'. Inside this box are two input fields: 'User Name' and 'Password', followed by a 'Sign In' button. There is also a 'Stay Signed In' checkbox and a 'Forgot your password?' link.

3. Once logged in, click on the Wildcat Web icon at the top of the screen.



4. Click on the Personal Information tab.



PEARL RIVER
COMMUNITY COLLEGE

[Personal Information](#) [Financial Aid](#) [Faculty Services](#) [Employee](#) [Finance](#)

Search

Main Menu

[Personal Information](#)
Update addresses, contact information or marital status; review name or social security number change information; Change your PIN; Customize your directory profile.

[Financial Aid](#)
View financial aid status.

[Faculty & Advisors](#)
Enter Grades and Registration Overrides, View Class Lists and Student Information

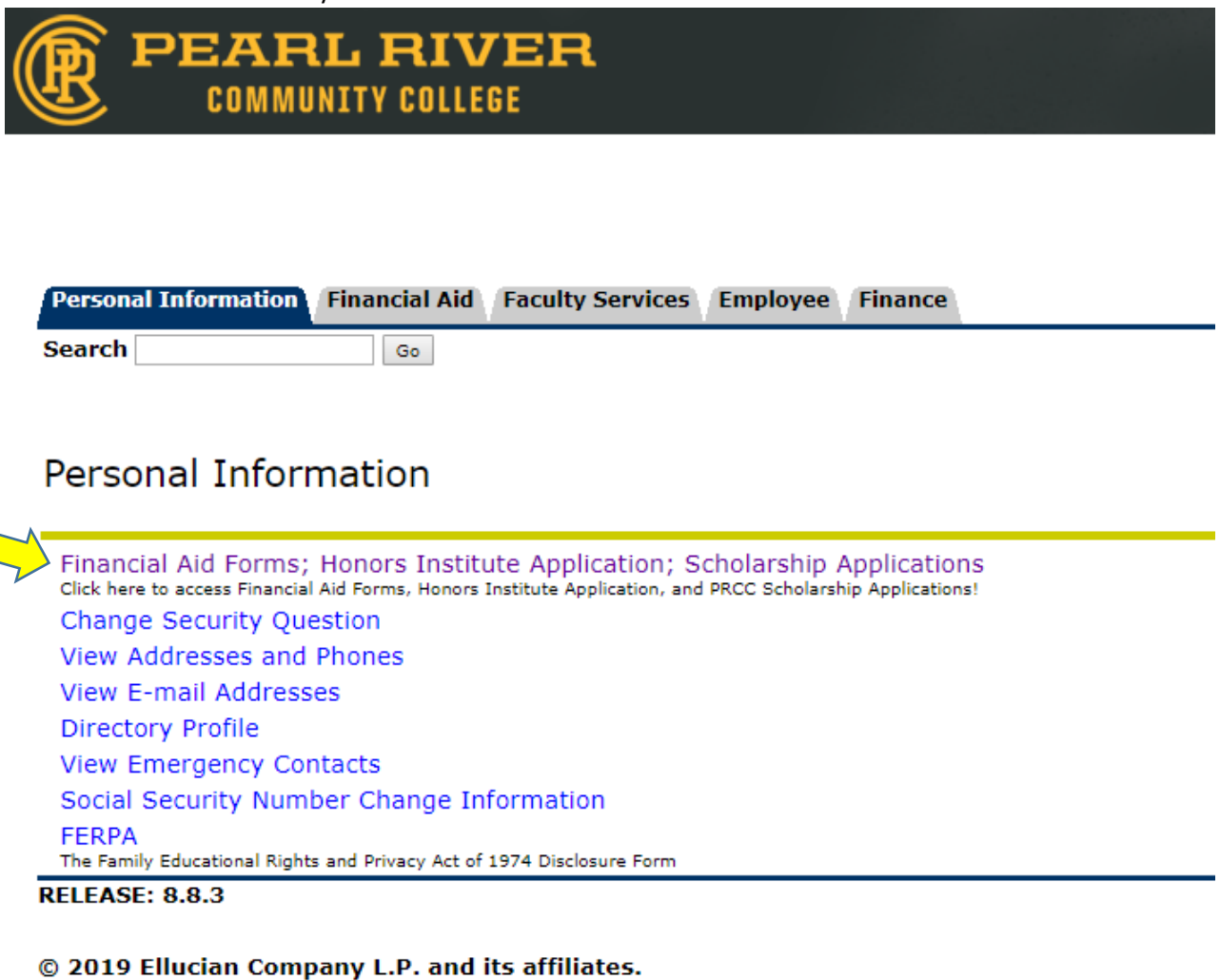
[Employee](#)
Time sheets, time off, benefits, leave or job data, paystubs, W2 and T4 forms, W4 data.

[Finance Menu](#)
Create Requisitions, Purchase Orders & Budget Transfers; Approve Financial Documents; Query Budget & Encumbrance data; View financial document details or their approval history.

RELEASE: 8.8.3

© 2019 Ellucian Company L.P. and its affiliates.

5. Click on the first link that says “Financial Aid Forms”



PEARL RIVER
COMMUNITY COLLEGE

[Personal Information](#) [Financial Aid](#) [Faculty Services](#) [Employee](#) [Finance](#)

Search

Personal Information

[Financial Aid Forms; Honors Institute Application; Scholarship Applications](#)
Click here to access Financial Aid Forms, Honors Institute Application, and PRCC Scholarship Applications!

[Change Security Question](#)

[View Addresses and Phones](#)

[View E-mail Addresses](#)

[Directory Profile](#)

[View Emergency Contacts](#)

[Social Security Number Change Information](#)

[FERPA](#)
The Family Educational Rights and Privacy Act of 1974 Disclosure Form

RELEASE: 8.8.3

© 2019 Ellucian Company L.P. and its affiliates.

6. Then, click on “Financial Aid Summer Application”

PEARL RIVER
COMMUNITY COLLEGE


Personal Information Financial Aid Faculty Services Employee Finance

Search Go

Answer a Survey

Select the application you wish to complete. You may exit an application at anytime and finish later.

To remove an application from the listing, select that application and then select Remove Survey from List.

- [Honors Application](#)
 - Apply for Admittance into the Honors Institute Here.
- [Loan Revision Request](#)
 - Please submit your LOAN Revision Request here for Financial Aid LOAN Adjustments.
- [Financial Aid Summer Application](#) 
 - Apply for Summer Financial Aid Here.

RELEASE: 8.7

© 2019 Ellucian Company L.P. and its affiliates.

7. Answer each question on the form and click “Next Question” to proceed.
8. When you are finished with all questions, click the “Survey Complete” button.
9. Once you complete the application, it will no longer be available to you. If you need to submit the application again, please e-mail finaid@prcc.edu so that we can make it available to you again.